



LUXERA
SURFACE
CRAFTING THE ERA OF LUXURY



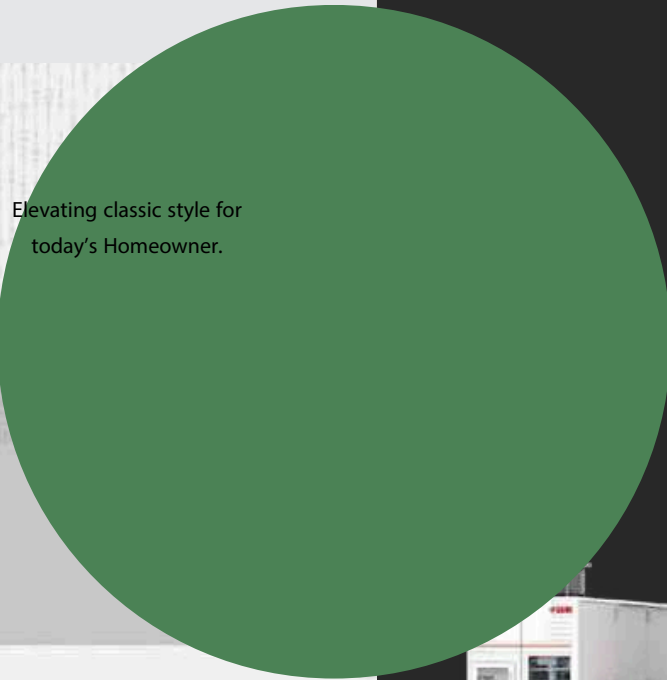
Exceeding The Limits To Always Get The Best

Clas~~Stone~~

800x3000 MM



CONNECTING THE VALUE OF SLAB



CONTINUA+

SYSTEM
Lamina

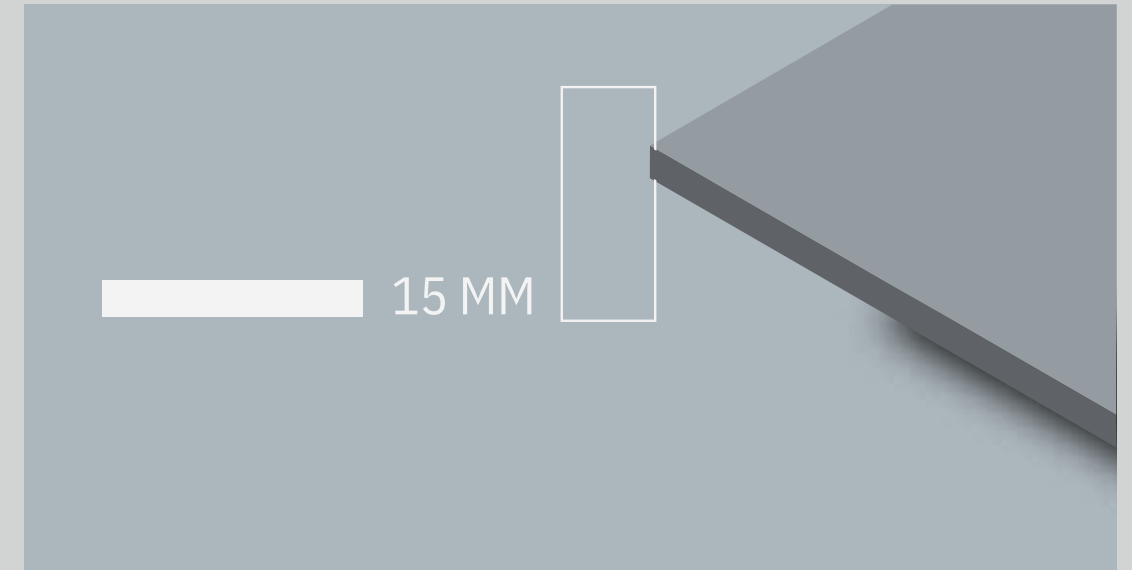
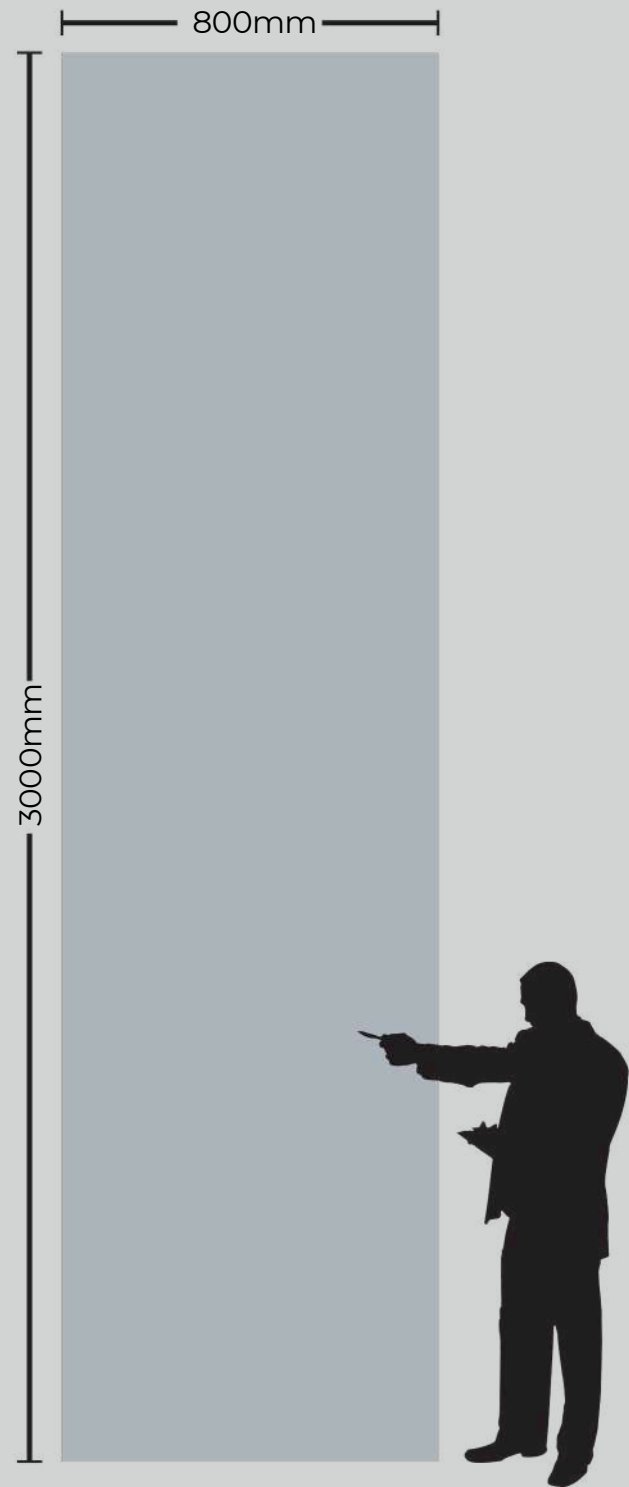
CONTINUA+ is the most efficient, highest-productivity technology for the accurately managed manufacture of porcelainslabs and tiles, also producible with traditional bodies. The slabs are, in fact, formed without using a traditional press or mould, ensuring maximum flexibility in terms of size and thickness.



CONTINUA+ seamlessly integrates the powder forming phase and subsequent digital decoration. The key strengths of this exclusive process are high quality texturing and unrivalled surface shine.

PRODUCT

Formats



The thicknesses are one of the most important elements characterizing

15 mm is set aside for the most demanding product applications such as kitchen countertops.

EDGE Profiles



Double straight rounded edge




Rounded straight edge



Half bullnose



Full bullnose



Demi bullnose



Micro bevel




Straight squared edge



Double straight squared edge



Rounded edge at 45°



Squared edge at 45°

Giving a nice trim to the edges of the tiles adds to its beauty. As these tiles are of the good thickness of 15mm it is possible to shape its edges in different styles and create aesthetically rich countertops for your space.

JOINT POSSIBILITIES



Birds beak



45° corner



Soft corner






White



Black



Green



Grey



Our collections offer professional-grade performance while seamlessly blending the latest innovations with a premium design aesthetic that is crafted with authentic, high-quality materials.

The Functionality of
The Residential Kitchen

Elevating Classic Style
for Today's Homeowner

Leading Edge Design
and Innovation

PRODUCT Range



Angel Jasper



Black Fusion



Blue Pearl



Forest Green



Lourent Gold



Lux Wood Sadona



Marquina Nero



Portoro Black



Amazonite



Onice Persia



Afyon White



Apuane Statuario



Arabescato Gold



Bianco Extra



Calcatta Ultra



Delmare



Herozin White



Machia Vecchia




Marble Volakas



Mont Blanc



Oro Bianco



Pearl White



Panda White



Pearl Cream Onyx



Statuario Altissimo



Statuario Pearl



Statuario Unico




Statuario Natural



Essel Brown



Jet Black



Royal Quartzite



Saga Bianco



Saga White



Saga Choco



Saga Barley




Scabas



Terazzo Black Salt N Pepper



Terazzo Brown Salt N Pepper



Terazzo Ivory Salt N Pepper



Terazzo Verde Salt N Pepper



Terrazzo Grey Salt N Pepper



Wall Street Grey



Acron Grey



GLISTER GREY



Pietra Grey

PRODUCT Finishes



LUXERA
SURFACE
CRAFTING THE ERA OF LUXURY

CLAS STONE

Gloss is an optical property which indicates how well a surface reflects light in a specular (mirror-like) direction.



APPLICATION Areas

KITCHEN COUNTERTOP



DINING TABLE



LIVING ROOM



FURNITURE



STAIRCASE



OFFICE TABLE



TABLE TOP



DOOR WINDOW
FRAME



TECHNICAL Features

LIGHTWEIGHT



WATERPROOF



RESISTANT TO SCRATCHES



RESISTANT TO HIGH
TEMPERATURES



EASY TO CLEAN



RESISTANT TO BENDING



100% NATURAL



RECYCLABLE




HYGIENIC



RESISTANT TO UV RAYS





**LUXERA
SURFACE**
CRAFTING THE ERA OF LUXURY




ANGEL JASPER

BODY
BLACK BODY


FINISH
GLOSSY

SIZE
800x3000 MM

THICKNESS
15MM



LUXERA
SURFACE
CRAFTING THE ERA OF LUXURY




BLACK FUSION

BODY
BLACK BODY


FINISH
GLOSSY

SIZE
800x3000 MM

THICKNESS
15MM



LUXERA
SURFACE
CRAFTING THE ERA OF LUXURY




BLUE PEARL

BODY
BLACK BODY

FINISH
GLOSSY

SIZE
800x3000 MM

THICKNESS
15MM



LUXERA
SURFACE
CRAFTING THE ERA OF LUXURY




FOREST GREEN

BODY
BLACK BODY

FINISH
GLOSSY

SIZE
800x3000 MM

THICKNESS
15MM



LUXERA
SURFACE
CRAFTING THE ERA OF LUXURY




LOURENT GOLD

BODY
BLACK BODY


FINISH
GLOSSY

SIZE
800x3000 MM

THICKNESS
15MM



LUXERA
SURFACE
CRAFTING THE ERA OF LUXURY




LUX WOOD SADONA

BODY
BLACK BODY

FINISH
GLOSSY

SIZE
800x3000 MM

THICKNESS
15MM



**LUXERA
SURFACE**
CRAFTING THE ERA OF LUXURY




MARQUINA NERO

BODY
BLACK BODY


FINISH
GLOSSY

SIZE
800x3000 MM

THICKNESS
15MM



LUXERA
SURFACE
CRAFTING THE ERA OF LUXURY




PORTORO BLACK

BODY
BLACK BODY

FINISH
GLOSSY

SIZE
800x3000 MM

THICKNESS
15MM



**LUXERA
SURFACE**
CRAFTING THE ERA OF LUXURY



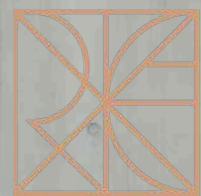
AMAZONITE

BODY
LIGHT GREEN BODY

FINISH
GLOSSY

SIZE
800X3000 MM

THICKNESS
15 MM



**LUXERA
SURFACE**
CRAFTING THE ERA OF LUXURY




ONICE PERSIA

BODY
LIGHTGREEN BODY


FINISH
GLOSSY

SIZE
800x3000 MM

THICKNESS
15MM



**LUXERA
SURFACE**
CRAFTING THE ERA OF LUXURY




AFYON WHITE

BODY
WHITE BODY

FINISH
GLOSSY

SIZE
800X3000 MM

THICKNESS
15 MM



**LUXERA
SURFACE**
CRAFTING THE ERA OF LUXURY




APUANE STATUARIO

BODY
WHITE BODY


FINISH
GLOSSY

SIZE
800x3000 MM

THICKNESS
15MM



**LUXERA
SURFACE**
CRAFTING THE ERA OF LUXURY




ARABESCATO GOLD

BODY
WHITE BODY


FINISH
GLOSSY

SIZE
800x3000 MM

THICKNESS
15MM



**LUXERA
SURFACE**
CRAFTING THE ERA OF LUXURY




BIANCO EXTRA

BODY
WHITE BODY

FINISH
GLOSSY

SIZE
800x3000 MM

THICKNESS
15MM



**LUXERA
SURFACE**
CRAFTING THE ERA OF LUXURY




CALCATA ULTRA

BODY
WHITE BODY

FINISH
GLOSSY

SIZE
800x3000 MM

THICKNESS
15MM



**LUXERA
SURFACE**
CRAFTING THE ERA OF LUXURY




DELMARE

BODY
WHITE BODY


FINISH
GLOSSY

SIZE
800x3000 MM

THICKNESS
15MM



**LUXERA
SURFACE**
CRAFTING THE ERA OF LUXURY




HEROZIN WHITE

BODY
WHITE BODY


FINISH
GLOSSY

SIZE
800x3000 MM

THICKNESS
15MM



**LUXERA
SURFACE**
CRAFTING THE ERA OF LUXURY




MACHIA VECCHIA

BODY
WHITE BODY


FINISH
GLOSSY

SIZE
800x3000 MM

THICKNESS
15MM



**LUXERA
SURFACE**
CRAFTING THE ERA OF LUXURY




MARBLE VOLAKAS

BODY
WHITE BODY

FINISH
GLOSSY

SIZE
800x3000 MM

THICKNESS
15MM



**LUXERA
SURFACE**
CRAFTING THE ERA OF LUXURY




MONT BLANC

BODY
WHITE BODY


FINISH
GLOSSY

SIZE
800x3000 MM

THICKNESS
15MM



**LUXERA
SURFACE**
CRAFTING THE ERA OF LUXURY




ORO BIANCO

BODY
WHITE BODY


FINISH
GLOSSY

SIZE
800x3000 MM

THICKNESS
15MM



**LUXERA
SURFACE**
CRAFTING THE ERA OF LUXURY



PEARL WHITE

BODY
WHITE BODY

FINISH
GLOSSY

SIZE
800x3000 MM

THICKNESS
15MM




PANDA WHITE

BODY
WHITE BODY


FINISH
GLOSSY

SIZE
800x3000 MM

THICKNESS
15MM



**LUXERA
SURFACE**
CRAFTING THE ERA OF LUXURY




PEARL CREAM ONYX

BODY
WHITE BODY

FINISH
GLOSSY

SIZE
800x3000 MM

THICKNESS
15MM



**LUXERA
SURFACE**
CRAFTING THE ERA OF LUXURY




STATUARIO ALTISSIMO

BODY
WHITE BODY

FINISH
GLOSSY

SIZE
800x3000 MM

THICKNESS
15MM



**LUXERA
SURFACE**
CRAFTING THE ERA OF LUXURY




STATUARIO PEARL

BODY
WHITE BODY


FINISH
GLOSSY

SIZE
800x3000 MM

THICKNESS
15MM



**LUXERA
SURFACE**
CRAFTING THE ERA OF LUXURY




STATUARIO UNICO

BODY
WHITE BODY

FINISH
GLOSSY

SIZE
800x3000 MM

THICKNESS
15MM



**LUXERA
SURFACE**
CRAFTING THE ERA OF LUXURY




STATUARIO NATURAL

BODY
WHITE BODY

FINISH
GLOSSY

SIZE
800X3000 MM

THICKNESS
15 MM



**LUXERA
SURFACE**
CRAFTING THE ERA OF LUXURY




ESSEL BROWN

BODY
FULL BODY

FINISH
GLOSSY & MATT

SIZE
800x000 MM

THICKNESS
15MM



**LUXERA
SURFACE**
CRAFTING THE ERA OF LUXURY




JET BLACK

BODY
FULL BODY


FINISH
GLOSSY & MATT

SIZE
800x000 MM

THICKNESS
15MM



**LUXERA
SURFACE**
CRAFTING THE ERA OF LUXURY




ROYAL QUARTZITE

BODY
FULL BODY


FINISH
GLOSSY

SIZE
800x3000 MM

THICKNESS
15MM



LUXERA
SURFACE
CRAFTING THE ERA OF LUXURY




SAGA **BIANCO**

BODY
FULL BODY

FINISH
GLOSSY & MATT

SIZE
800x800 MM

THICKNESS
15MM



**LUXERA
SURFACE**
CRAFTING THE ERA OF LUXURY




SAGA WHITE

BODY
FULL BODY


FINISH
GLOSSY & MATT

SIZE
800x800 MM

THICKNESS
15MM



LUXERA
SURFACE
CRAFTING THE ERA OF LUXURY




SAGA CHOCO

BODY
FULL BODY


FINISH
GLOSSY & MATT

SIZE
800x000 MM

THICKNESS
15MM



**LUXERA
SURFACE**
CRAFTING THE ERA OF LUXURY




SAGA BARLEY

BODY
FULL BODY


FINISH
GLOSSY & MATT

SIZE
800x800 MM

THICKNESS
15MM



**LUXERA
SURFACE**
CRAFTING THE ERA OF LUXURY




S CA BAS

BODY
FULL BODY

FINISH
GLOSSY & MATT

SIZE
800x800 MM

THICKNESS
15MM



LUXERA
SURFACE
CRAFTING THE ERA OF LUXURY



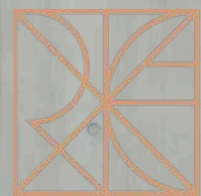
TERAZZO BLACK SNP

BODY
FULL BODY

FINISH
GLOSSY & MATT

SIZE
800x800 MM

THICKNESS
15MM



LUXERA
SURFACE
CRAFTING THE ERA OF LUXURY




TERAZZO BROWN SNP

BODY
FULL BODY


FINISH
GLOSSY & MATT

SIZE
800x800 MM

THICKNESS
15MM



LUXERA
SURFACE
CRAFTING THE ERA OF LUXURY




TERAZZO IVORY SNP

BODY
FULL BODY

FINISH
GLOSSY & MATT

SIZE
800x800 MM

THICKNESS
15MM



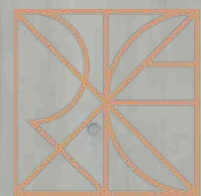
TERAZZO VERDE SNP

BODY
FULL BODY

FINISH
GLOSSY & MATT

SIZE
800x800 MM

THICKNESS
15MM



**LUXERA
SURFACE**
CRAFTING THE ERA OF LUXURY




TERAZZO GREY SNP

BODY
FULL BODY

FINISH
GLOSSY & MATT

SIZE
800x800 MM

THICKNESS
15MM



**LUXERA
SURFACE**
CRAFTING THE ERA OF LUXURY




WALL STREET GREY

BODY
FULL BODY

FINISH
GLOSSY & MATT

SIZE
800x800 MM

THICKNESS
15MM




**LUXERA
SURFACE**
CRAFTING THE ERA OF LUXURY



ACRON GREY

**BODY
GREY BODY**

**SIZE
800x3000 MM**




**LUXERA
SURFACE**
CRAFTING THE ERA OF LUXURY



GLISTER GREY

**BODY
GREY BODY**

**SIZE
800x3000 MM**



**LUXERA
SURFACE**
CRAFTING THE ERA OF LUXURY



PIETRA GREY

**BODY
GREY BODY**

**SIZE
800x3000 MM**



Cleaning & Maintenance

Our products are non porous (due to their high quality raw materials, stringent production parameters and state of the art technology), hence any dust or deposited waste cannot penetrate the surface.

For most cases only a damp cloth is sufficient for cleaning.

Regular cleaning highlights the aesthetic features of the surface and gives it exceptional shine.

For highly aggressive cleaning caused by some common food and substances follow the table below.

TYPE OF STAIN	CHEMICAL PRODUCT	EXAMPLE
Grease	Alkaline - Solvent	Detergent Ammonia, Backing Soda
Oil	Solvent Oxidant -	Alcohol, Liquid Bleach, Nail Paint Remover
Ink	Solvent Acid Acid	Hydrochloric Acid, Vinegar, Red Harpic
Rust	Acid Alkaline	Descaling Reagent, Hydro Chloric Acid
Lime	Alkaline - Solvent	Hydro Chloric Acid Ammonia, Liquid
Cement	Solvent Acid	Bleach Ammonia, Liquid Bleach Alcohol,
Wine	Solvent Oxidant	Thinner Hydro Chloric Acid Alcohol,
Coffee	Oxidant Alkaline	Thinner Liquid Bleach Liquid Bleach
Rubber		Liquid Bleach
Plaster		
Candle Wax		
Iodine		
Blood		
Ice Cream		

Note: It is recommended that any kind of stain needs to get clean immediately / as soon as possible.

Technical Specification

CHARACTERISTIC	STANDARD AS PER ISO13006:2018/ EN14411 Gr.Bla	MEAN VALUE	TEST METHOD
Regulatory Properties Deviation in			
Length and Width	± 0.30 % (±1.00mm)	± 0.10 % ± 5.00 % ±	ISO 10545-2 ISO
Deviation in Thickness	± 5.00 % (±0.50mm)	0.10 % ± 0.10% ±	10545-2 ISO
Straightness in Side	± 0.30 % (±0.80mm)	0.50 % ± 0.50 % ±	10545-2 ISO
Rectangularity	± 0.30 % (±1.50mm)	0.50 % >95%	10545-2 ISO
Surface Flatness Central Curvature	± 0.40 % (±1.80mm)	defects free ΔE <	10545-2 ISO
Surface Flatness Edge Curvature	± 0.40 % (±1.80mm)	0.30 Gloss Value>	10545-2 ISO
Surface Flatness Warpage	± 0.40 % (±1.80mm)	90 3 <Gloss	10545-2 ISO
Surface Quality	>95% defects free	Value<7 7<Gloss	10545-2 ISO
Small Color Difference(for Plain Colour)	ΔE < 1.00 as per	Value<18	10545-16 Gloss
Glossiness (Polished)	mfg. as per mfg. as		Meter 60° Gloss
Glossiness (Matt)	per mfg.		Meter 60° Gloss
Glossiness (Satin/Posh)			Meter 60°
Structural Properties Water absorption			
Bulk density Massive Mechanical	≤ 0.50 %	≤ 0.060 %	ISO 10545-3
Properties Modulus of rupture Breaking strength thickness <7.5 Breaking	as per mfg.	Min. 2.28 g/cc	ISO 10545-3
strength thickness ≥7.5 Breaking strength thickness ≥(175.5mm)	Min. 35.0 N/mm ²	Min. 42.0 N/mm ²	ISO 10545-4
Surface Mechanical Properties	Min. 700.0 N	Min. 1000.0 N	ISO 10545-4
MOH S hardness #	Min. 1300.0 N	Min. 1800.0 N	ISO 10545-4
Surface abrasion resistance #	Min. 1300.0 N	Min. 7500.0 N	ISO 10545-4
Deep abrasion resistance #			
Thermal Hydrometric Properties	as per mfg.	Glossy Min. 4*/ Posh Min. 6	BS EN 15771
Moisture expansion	as per mfg.	Glossy Min. 2/ Posh Min. 3	ISO 10545-7
Thermal expansion(COE) at 100°C	Max. 175m3m	Max. 132mm3	ISO 10545-6
Thermal shock resistance			
Impact resistance(COR) #	Max. 0.06%(0.6mm/m)	Max. 0.02mm/m	ISO 10545-10
Frost resistance	as per mfg.	Max. 6.0 x 1-06	ISO 10545-8
Chemical Properties	Min. 10 Cycle	Min. 10 Cycle	ISO 10545-9
Resistance to staining glazed	Min. 0.55	Min. 0.55	ISO 10545-5
Resistance to household chemicals & swimming pool salts glazed	as per mfg.	Frost Proof	ISO 10545-12
Resistance to low concentrate acid and alkalis glazed	Min. Class 3	Min. Class 4	ISO 10545-14
Resistance to high concentrate acid and alkalis glazed	Min. Class GB	Min. Class GA	ISO 10545-13
Safety Properties	as per mfg.	Min. Class GLB**	ISO 10545-13
Skid resistance(DCOF-DRY) ##	as per mfg.	Min. Class GHB**	ISO 10545-13
Slip resistance(DCOF)(R value) ##			
Fire resistance	as per mfg.	Glossy P0(¹²) / Posh ≥P1(¹²⁻²⁴)	BS 7976-2
	as per mfg.	R9 to R13	DIN 51130
	as per mfg.	Fire Proof	N.A.

*With Nano polished
 ** Except Hydrofluoric Acid & it's compound
 # Tiles Intended for use on floor
 ## As per customer requirement

Packing Details

PRODUCT	BODY	SIZE	THICKNESS	TILES / BOX	COVERAGE AREA / BOX	WEIGHT (Kgs)
Glossy	Color Body	800x3000mm	15mm	1pc	25.83 Sq ft	84 Kgs
Glossy & Matt	Full Body	800x3000mm	15mm	1pc	25.83 Sq ft	84 Kgs



LUXERA
SURFACE
CRAFTING THE ERA OF LUXURY



+91 89804 88888



luxerasurface@gmail.com



8 A National Highway Near Vishal Furniture Bapa.k.plaza
Morbi 2 363642